



FOR YOUTH DEVELOPMENT®
FOR HEALTHY LIVING
FOR SOCIAL RESPONSIBILITY

Creating Your ACTIVE Net Account

To register for programs, you will need to create an ACTIVE Net account.

Step One:

Start by accessing our new registration site by typing **activenet.active.com/madisonareaymca** into your browser.

Step Two:

Click *Create an Account*.

Sign In | Create an Account

the YMCA FOR YOUTH DEVELOPMENT® FOR HEALTHY LIVING FOR SOCIAL RESPONSIBILITY

Home Programs Memberships My Cart

Join us, we're here for good!

Welcome to Madison Area YMCA. We are proud to offer a wide range of programs and events for the whole family!

Sign In

Or Create an Account

Activities Search for Activities by Keyword(s) Search



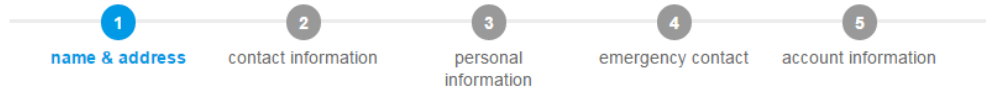
FOR YOUTH DEVELOPMENT®
FOR HEALTHY LIVING
FOR SOCIAL RESPONSIBILITY

Step Three:

Fill in your name and address. Required fields are denoted by a red asterisk (*).
Click *Next*.

Create Account

> [Home Page](#) > Create Account



Name & Address

To create an account, please provide the following name and address related information.
Please note, that to create an account for a child you first need to create an account for an adult.

Customer Title

Please select your title... ▾

* First Name

Middle Name

* Last Name

* Street Address

* Country

United States of America ▾

* City, State, Zip Code

New York NY 10022

⊕ Add Mailing Address(if different from above)

[Cancel & Return Home](#)

[Next ▶](#)

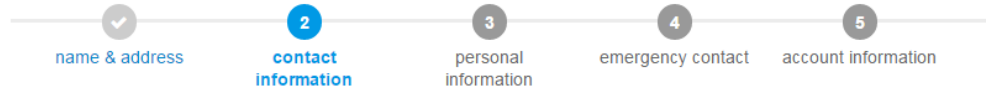




FOR YOUTH DEVELOPMENT®
FOR HEALTHY LIVING
FOR SOCIAL RESPONSIBILITY

Step Four:

Fill in your Contact Information. Required fields are denoted by a red asterisk (*).
***Note: To receive text message alerts, including cancelation notifications, please indicate your cell phone carrier.**



Contact Information

Please enter your contact information, including email preferences.

Home Phone Extension

Work Phone Extension

Cell Phone

Cell Carrier

Yes, I agree to receive text messages

Other Phone Extension

Yes, I am the main contact for my family

* Email address

Additional email address

Yes! I'd like to receive periodic emails from my park.

Yes! Please mail me periodic updates.

[Back](#) [Cancel & Return Home](#)

[Next](#)

Tip: Select your Cell Carrier to receive text message

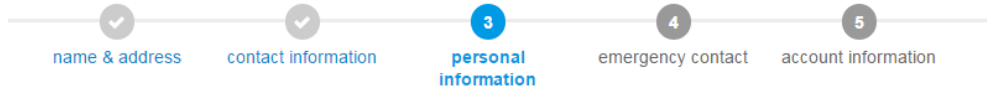
Click *Next* when complete.



FOR YOUTH DEVELOPMENT®
FOR HEALTHY LIVING
FOR SOCIAL RESPONSIBILITY

Step Five:

Enter your personal information. Required fields are denoted by a red asterisk (*).



Personal Information

Please enter your personal information.
* Denotes a required field.

Role in Family

* Gender

Users must be 13 years of age or older.

* Date of Birth

or Age Category

* Customer Type

Medical Alert

Questions

How did you hear about us?

[◀ Back](#) [Cancel & Return Home](#)

[Next ▶](#)

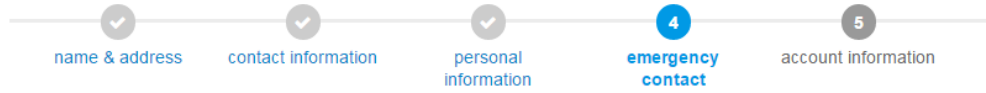
Click *Next* when complete.



FOR YOUTH DEVELOPMENT®
FOR HEALTHY LIVING
FOR SOCIAL RESPONSIBILITY

Step Six:

Fill in your Emergency Contact information. All required fills are denoted by a red asterisk (*). Click *Next* to continue.



Emergency Contact

For children, please enter Emergency Contact information, ideally this should NOT be the parent or guardian.

First Name

Last Name

Relationship

Home Phone Extension

Other Phone Extension

[+ Add another Emergency Contact](#)

[← Back](#) [Cancel & Return Home](#)



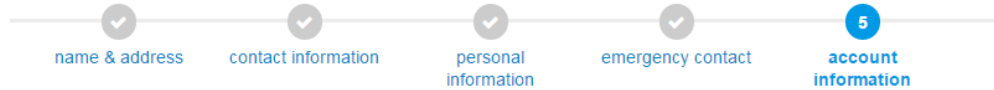
[Next ▶](#)



FOR YOUTH DEVELOPMENT®
FOR HEALTHY LIVING
FOR SOCIAL RESPONSIBILITY

Step Seven:

Provide your Account Information. All required fills are denoted by a red asterisk (*). Create a secure password you will be able to remember, but others will not be able to guess. If you prefer not to use your email to login, please create an alternate Login ID.



Account Information

Please enter security information for the account. Please note Login name is NOT case sensitive, but password is. You will also need to select or enter a security question.

* Email address

⊕ Add Alternate Login ID

* Password

* Confirm Password

* Security Question

* Answer

* Confirm Answer

By creating an account, you are agreeing to [terms of use](#) and [privacy rights](#).

Active Community Services:
[Terms of Use](#) | [Your Privacy Rights](#)

Active Network, LLC:
[Terms of Use](#) | [Copyright Policy](#) | [Your Privacy Rights](#)

[Create Account](#) [Create Account and Add Family Member](#)

Once you complete all required fields, click *Create Account*.

Congratulations, you have created your ACTIVE Net account. You are now ready to register for events and sign up for programs.